

Scaled data based on original data using  
LM-79-08 Approved Method: Electrical and Photometric Measurements of Solid-  
State Lighting Products

Test Report Prepared for  
Cooper Lighting Solutions  
(formerly Eaton)

Brand: STREETWORKS

Report Number: P527060

Luminaire Tested: **GLAN-SA2A-740-U-RW-GRSWH**

Issue Date: 5/27/2021

**Test Information**

Test Method: LM-79-08  
Report Number: P527060  
TEST IS SCALED FROM IESNA LM-79-08 TEST DATA (G3-2011-057-8)  
Test Lab: INNOVATION CENTER  
Issue Date: 5/27/2021  
Manufacturer: COOPER LIGHTING SOLUTIONS (FORMERLY EATON)  
Product Line: STREETWORKS  
Catalog Number: GLAN-SA2A-740-U-RW-GRSWH  
Description: GALLEON AREA AND ROADWAY LUMINAIRE  
(2) 70 CRI, 4000K, 615mA LIGHTSQUARES WITH 16 LEDS EACH AND RECTANGULAR  
WIDE OPTICS WITH WHITE GLARE REDUCTION SHIELD  
Light Source: -  
Ballast/Driver: ELECTRONIC DRIVER

**Summary**

Lumens per Lamp: N/A  
Luminaire Lumens: 8058 lumens  
Efficiency: N/A  
Efficacy: 127.9 lumens/watt  
Luminous Opening: Rectangular (W 0.5' x L: 1' x H: 0')  
IES Classification: Type V - Short  
BUG Rating: B3 - U0 - G1

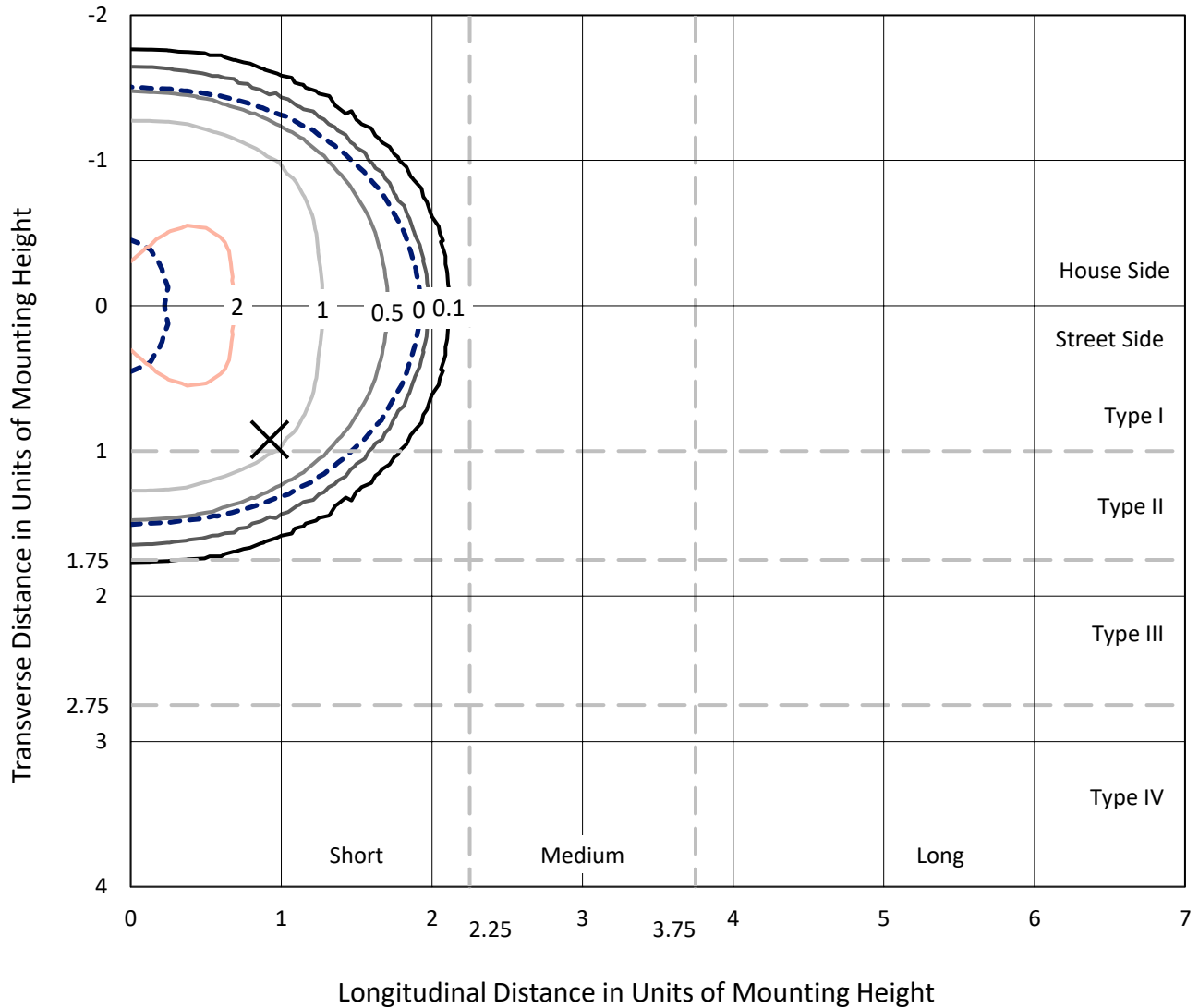
Input Watts (W): 63  
Input Voltage (V): NR  
Input Current (Ain): NR  
Voltage Rise (V): NR  
Power Factor: NR  
Total Harmonic Distortion (THDi): NR  
Frequency (hertz): 60  
Stabilization Time: NR  
Operation Time: NR  
Ambient Temperature (°C): NR  
Test Distance: 24 FT



REPORT NUMBER: P527060  
 CATALOG NUMBER: GLAN-SA2A-740-U-RW-GRSWH

### Iso-Footcandle Lines of Horizontal Illumination

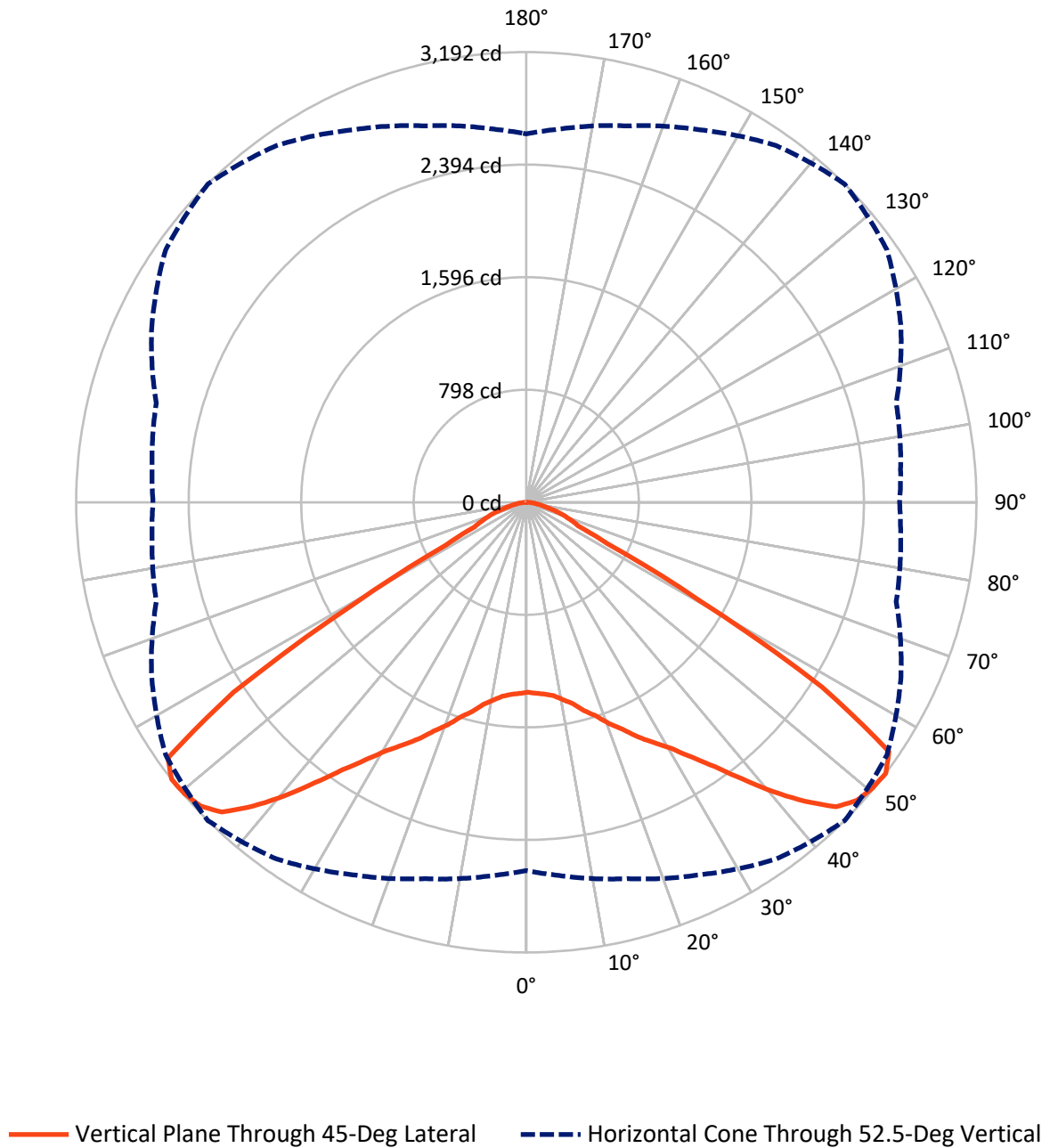
× Max cd  
 - - - 1/2 Max cd



Based on 25 foot mounting height. Maximum calculated value = 2.4 fc  
 Type V - Short - N/A

REPORT NUMBER: P527060  
CATALOG NUMBER: GLAN-SA2A-740-U-RW-GRSWH

### Luminous Intensity Polar Plot



REPORT NUMBER: P527060  
 CATALOG NUMBER: GLAN-SA2A-740-U-RW-GRSWH

**FLUX DISTRIBUTION:**

		Downward	Upward	Total
<b>House Side</b>	Lumens	4029.0	0.0	4029.0
	% Fixture	50.0	0.0	50.0
<b>Street Side</b>	Lumens	4029.0	0.0	4029.0
	% Fixture	50.0	0.0	50.0
<b>Total</b>	Lumens	8058.0	0.0	8058.0
	% Fixture	100.0	0.0	100.0

**ZONAL LUMENS:**

Zone	Lumens	% Fixture
0°-10°	132.3	1.6
10°-20°	434.9	5.4
20°-30°	827.9	10.3
30°-40°	1421.6	17.6
40°-50°	2185.0	27.1
50°-60°	2218.8	27.5
60°-70°	618.4	7.7
70°-80°	182.4	2.3
80°-90°	36.7	0.5
90°-100°	0.0	0.0
100°-110°	0.0	0.0
110°-120°	0.0	0.0
120°-130°	0.0	0.0
130°-140°	0.0	0.0
140°-150°	0.0	0.0
150°-160°	0.0	0.0
160°-170°	0.0	0.0
170°-180°	0.0	0.0
0°-90°	8058.0	100.0
0°-180°	8058.0	100.0

**Coefficient of Utilization**

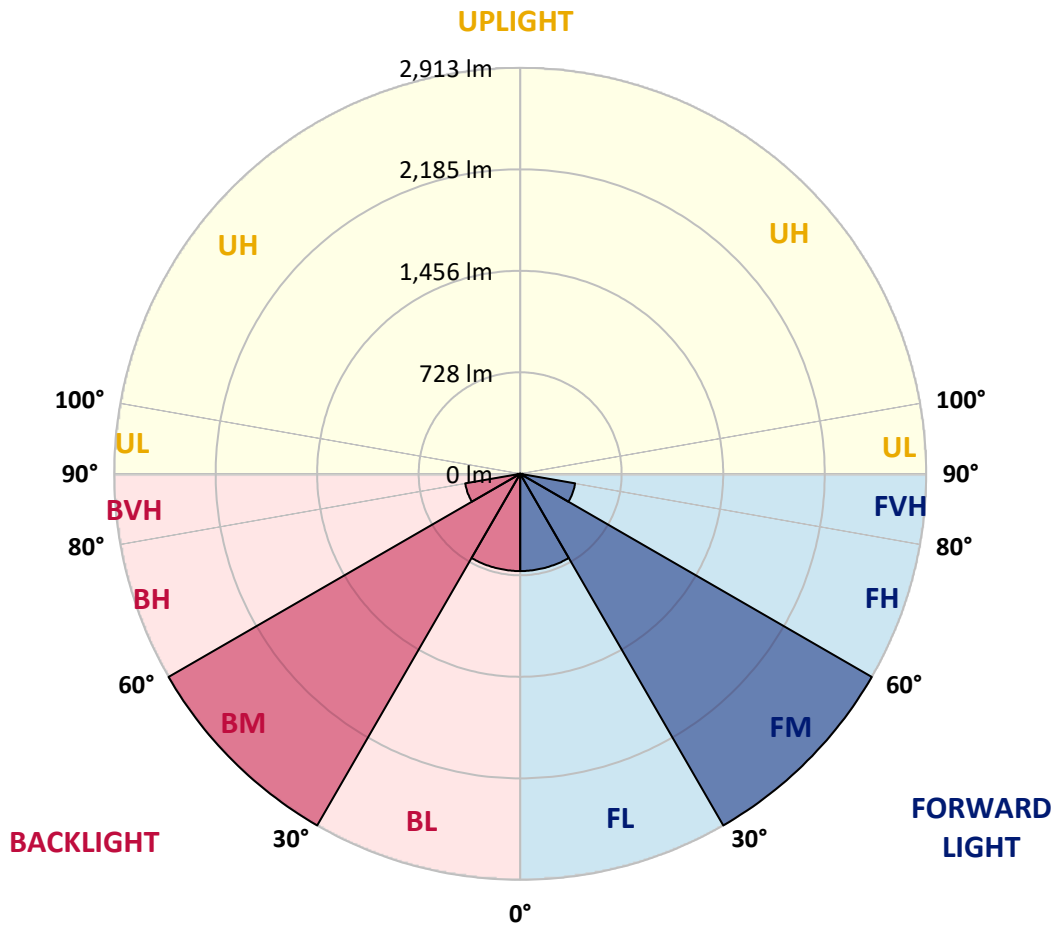


REPORT NUMBER: P527060  
 CATALOG NUMBER: GLAN-SA2A-740-U-RW-GRSWH

**LUMINAIRE CLASSIFICATION SYSTEM LUMEN TABLE AND BUG RATING:**

Zone	Lumens	% Fixture	Zone Rating/Lumen Limit		
			B	U	G
FL (0°-30°)	697.6	8.7			
FM (30°-60°)	2912.7	36.1			
FH (60°-80°)	400.4	5.0			G0/660
FVH (80°-90°)	18.4	0.2			G1/100
BL (0°-30°)	697.6	8.7	B2/1000		
BM (30°-60°)	2912.7	36.1	B3/5000		
BH (60°-80°)	400.4	5.0	B1/500		G0/660
BVH (80°-90°)	18.4	0.2			G1/100
UL (90°-100°)	0.0	0.0		U0/0	
UH (100°-180°)	0.0	0.0		U0/0	

**BUG Rating: B3-U0-G1**  
 Type V Short





REPORT NUMBER: P527060  
 CATALOG NUMBER: GLAN-SA2A-740-U-RW-GRSWH

**CANDELA DISTRIBUTION (FULL):**

	0°	5°	15°	25°	35°	45°	55°	65°	75°	85°	90°
0°	1347	1347	1347	1347	1347	1347	1347	1347	1347	1347	1347
2.5°	1350	1336	1341	1344	1357	1356	1353	1357	1361	1362	1360
5°	1349	1339	1343	1346	1359	1366	1364	1381	1393	1390	1405
7.5°	1341	1347	1342	1357	1368	1385	1403	1419	1434	1451	1454
10°	1359	1359	1368	1380	1409	1422	1448	1471	1500	1520	1512
12.5°	1378	1381	1381	1412	1436	1465	1489	1520	1561	1585	1597
15°	1397	1399	1409	1451	1487	1533	1555	1583	1606	1651	1652
17.5°	1414	1425	1455	1502	1547	1591	1626	1655	1675	1693	1689
20°	1478	1486	1517	1564	1631	1674	1686	1691	1704	1740	1729
22.5°	1540	1543	1572	1644	1691	1748	1761	1758	1763	1772	1788
25°	1604	1609	1649	1710	1776	1844	1855	1832	1825	1835	1836
27.5°	1686	1687	1738	1791	1866	1930	1947	1929	1896	1904	1917
30°	1790	1783	1834	1910	1989	2025	2054	2045	2009	2002	1991
32.5°	1910	1912	1958	2041	2093	2153	2184	2169	2146	2134	2141
35°	2079	2088	2119	2188	2272	2302	2351	2319	2259	2274	2287
37.5°	2218	2244	2302	2384	2434	2489	2507	2464	2420	2402	2445
40°	2431	2423	2487	2569	2643	2698	2675	2632	2523	2524	2536
42.5°	2614	2618	2667	2765	2866	2900	2827	2722	2601	2588	2614
45°	2768	2784	2812	2943	3042	3079	2944	2820	2658	2604	2647
47.5°	2823	2849	2910	3030	3128	3158	3050	2872	2711	2623	2646
50°	2831	2822	2922	3032	3118	3183	3088	2910	2698	2652	2645
52.5°	2612	2656	2763	2914	3088	3192	3122	2931	2716	2664	2647
55°	2114	2062	2257	2511	2831	3120	3110	2942	2727	2684	2661
57.5°	1180	1195	1305	1581	1994	2474	2765	2826	2722	2697	2709
60°	546	551	598	727	983	1403	1786	2175	2354	2390	2390
62.5°	407	405	417	440	494	645	861	1170	1416	1588	1633
65°	368	367	373	381	385	406	454	549	629	675	667
67.5°	322	321	323	328	335	346	358	378	406	404	399
70°	260	260	263	267	275	288	302	316	340	345	344
72.5°	192	189	195	203	211	227	242	255	272	277	275
75°	122	124	128	137	151	162	178	189	200	204	205
77.5°	68	70	77	88	102	114	128	137	144	145	146
80°	41	42	49	59	71	84	95	104	110	107	106
82.5°	25	26	32	41	51	61	73	81	87	83	79
85°	13	14	19	25	33	38	38	34	33	31	30
87.5°	4	4	5	6	5	6	7	8	8	9	8
90°	0	0	0	0	0	0	0	0	0	0	0

(END OF REPORT)